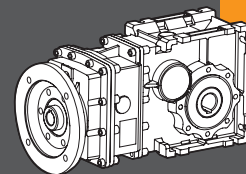



TRANSTECNO[®]
THE MODULAR GEARMOTOR

CMB

CMB

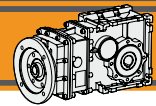


RIDUTTORI AD ASSI ORTOGONALI
BEVEL HELICAL GEARBOXES



ENERGY
SAVING





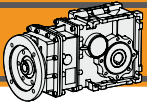
Indice	Index	Pag. Page
Caratteristiche tecniche	<i>Technical features</i>	C2
Designazione	<i>Classification</i>	C2
Sensi di rotazione	<i>Direction of rotation</i>	C3
Simbologia	<i>Symbols</i>	C3
Lubrificazione	<i>Lubrication</i>	C4
Carichi radiali	<i>Radial loads</i>	C4
Dati tecnici	<i>Technical data</i>	C5
Motori applicabili	<i>IEC Motor adapters</i>	C10
Dimensioni	<i>Dimensions</i>	C12
Accessori	<i>Accessories</i>	C14
Note	<i>Notes</i>	C15



Questa sezione annulla e sostituisce ogni precedente edizione o revisione. Qualora questa sezione non Vi sia giunta in distribuzione controllata, l'aggiornamento dei dati ivi contenuto non è assicurato. **In tal caso la versione più aggiornata è disponibile sul nostro sito internet www.transtecno.com**

*This section replaces any previous edition and revision. If you obtained this catalogue other than through controlled distribution channels, the most up to date content is not guaranteed. **In this case the latest version is available on our web site www.transtecno.com***





CMB RIDUTTORI AD ASSI ORTOGONALI BEVEL HELICAL GEARBOXES

Caratteristiche tecniche

I riduttori ad ingranaggi ad assi ortogonali della serie CMB sono caratterizzati da un elevato grado di modularità: essi infatti sono stati realizzati con una carcassa completamente intercambiabile con quella dei riduttori a vite senza fine della serie CM.

Sono pertanto configurabili secondo le esigenze dell'applicazione con flangia di uscita, albero di uscita, braccio di reazione.

Caratteristiche comuni a tutta la serie:

- Carcassa in alluminio nelle grandezze 402, 502, 633 e 903. La grandezza 1103 è costruita con carcassa in ghisa.
- Ingranaggi sempre rettificati.
- Lubrificazione permanente con olio sintetico.

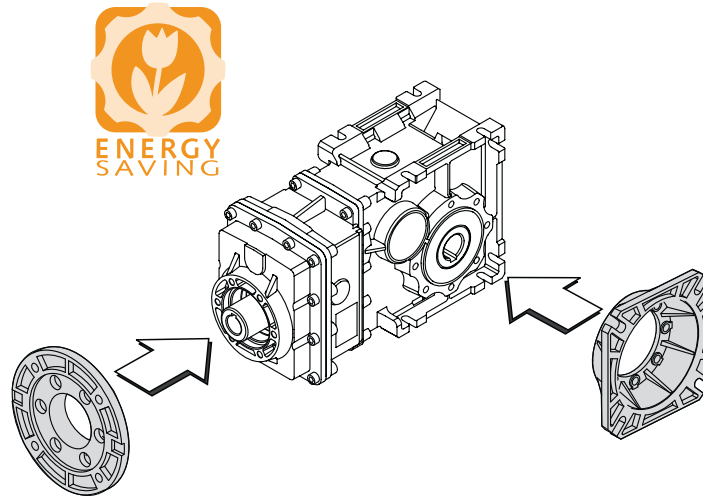
Technical features

The high degree of modularity of CMB bevel helical gearbox allows it to be completely interchangeable with CM wormgearboxes.

It is possible to set up the version required using output flanges, output shafts and optional torque arms.



Common features of all CMB range are:


- Die-cast aluminum housing on sizes 402, 502, 633 and 903. Cast-iron housing on size 1103.
- Ground helical gears.
- Permanent synthetic oil long-life lubrication.

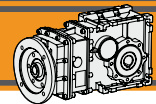


Designazione

Classification

RIDUTTORE / GEARBOX											
CMB	63 3		U	9.81	D25	90	B5	SZDX	BRSX	90	B3
Tipo Type	Grandezza Size	Stadi Stages	Versione Version	Rapporto Ratio	Albero uscita Output shaft	IEC 	Forma costruttiva Version	Albero di uscita Output shaft	Braccio di reazione Torque arm	Angolo Angle	Pos. di montaggio Mounting position
	40 50 63 90 110	2 3	U... FD... FS... FBD... FBS... FLD... FLS...	vedi tabelle see tables	vedi tabelle see tables	56.. — 90..	B5 B14	SZDX SZSX DZ	BRDX BRSX	0° 90° 180° 270°	B3 B8 B6 B7 V5 V6

RIDUTTORE / GEARBOX										
CMBIS	63 3		U	9.81	D25	SZDX	BRSX	90	B3	
Tipo Type	Grandezza Size	Stadi Stages	Versione Version	Rapporto Ratio	Albero uscita Output shaft	Albero di uscita Output shaft	Braccio di reazione Torque arm	Angolo Angle	Pos. di montaggio Mounting position	
	40 50 63 90 110	2 3	U... FD... FS... FBD... FBS... FLD... FLS...	vedi tabelle see tables	vedi tabelle see tables	SZDX SZSX DZ	BRDX BRSX	0° 90° 180° 270°	B3 B8 B6 B7 V5 V6	



Designazione

Classification

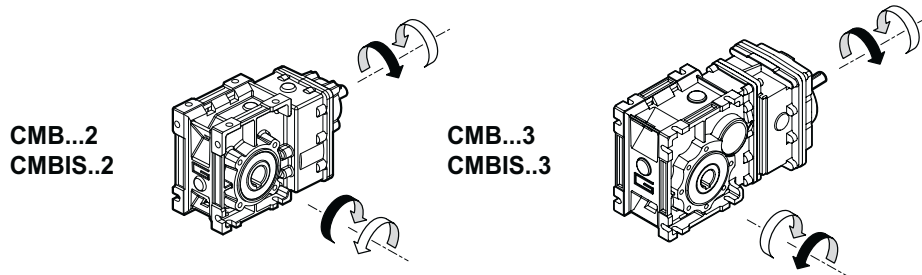
Versione Riduttore Gearbox Version	Albero di uscita Output shaft	Braccio di reazione Torque arm	Angolo Angle
<p>U FD FS FLD FLS FBD FBS</p>	<p>SZDX SZSX DZ</p>	<p>BRDX BRSX</p>	<p>90° 90° 180° 0° 270° 270°</p>

CMB

MOTORE / MOTOR				
1.5kW	4p	3ph	50Hz	T1
Potenza Power	Poli Poles	Fasi Phases	Frequenza Frequency	Pos. morsetteria Terminal box pos.
Vedi tabelle See tables	2p 4p 6p 8p	1ph 3ph	50Hz 60Hz	<p>T1 (Std) T4 T2 T3</p>

Sensi di rotazione

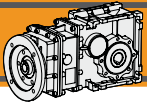
Direction of rotation



Simbologia

Symbols

n_1 [min ⁻¹]	Velocità in ingresso / Input speed
n_2 [min ⁻¹]	Velocità in uscita / Output speed
i	Rapporto di riduzione / Ratio
P_1 [kW]	Potenza in entrata / Input power
M_2 [Nm]	Coppia nominale in uscita in funzione di P_1 / Output torque referred to P_1
P_{n1} [kW]	Potenza nominale in entrata / Nominal input power
M_{n2} [Nm]	Coppia nominale in uscita in funzione di P_{n1} / Nominal output torque referred to P_{n1}
sf	Fattore di servizio / Service factor
R_2 [N]	Carico radiale ammissibile in uscita / Permitted output radial load
A_2 [N]	Carico assiale ammissibile in uscita / Permitted output axial load



Lubrificazione

Tutti i riduttori nelle taglie 402, 502, 633 e 903 sono forniti completi di lubrificante sintetico viscosità 320, pertanto possono essere installati in qualunque posizione di montaggio e non necessitano di manutenzione. Per la taglia 1103 la lubrificazione dipende dalla posizione di montaggio.

Permanent synthetic oil long-life lubrication (viscosity grade 320) makes it possible to use sizes 402, 502, 633 and 903 in all mounting positions; for this reason they can be installed in any assembly position and do not require maintenance. For size 1103 lubrication depends on assembly position.

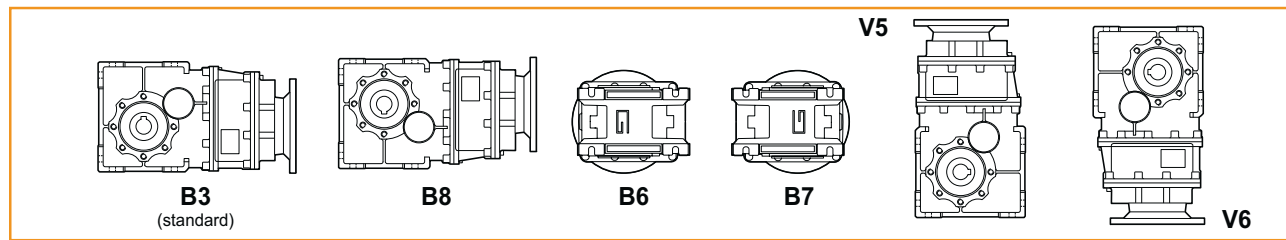
Lubrication

N.B.
Le quantità di lubrificante sono indipendenti dalla posizione di montaggio per le taglie 402, 502, 633 e 903. The oil quantity does not depend on mounting position for sizes 402, 502, 633 and 903.

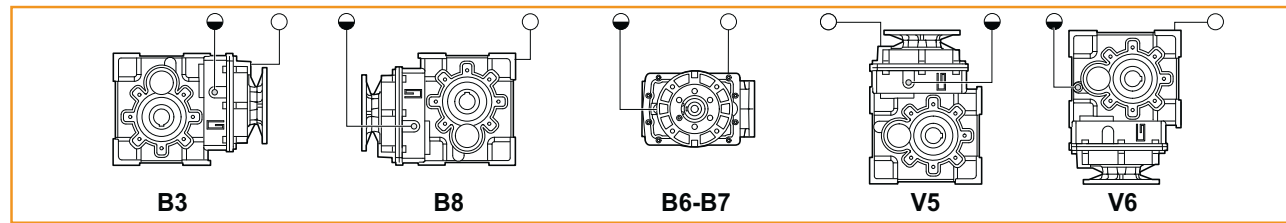
CMB CMBIS	Quantità di olio (litri) / Oil quantity (litres)					Lubrificati a vita Life lubrication
	B3	B8	B6	B7	V5	
402			0.4			
502			0.52			
633			1.3			
903			2.8			
1103	4.7		3		5	

Posizioni di montaggio / Mounting positions

CMB 402-502-633-903



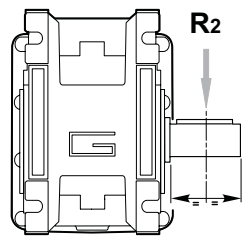
CMB 1103



- Sfiato e tappo di riempimento / Breather and filling plug
- Livello olio / Oil level plug

Carichi radiali

Radial loads

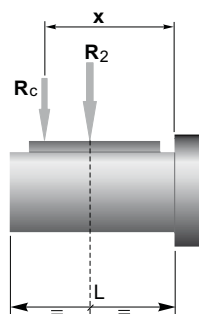


$$A_2 = R_2 \times 0.2$$

n ₂ [min ⁻¹]	R ₂ [N]				
	CMB 402	CMB 502	CMB 633	CMB 903	CMB1103
400	905	1116	1835	2682	3409
300	996	1228	2020	2952	3752
200	1141	1406	2312	3379	4294
170	1204	1484	2441	3567	4534
140	1414	1743	2604	3806	4837
100	1582	1949	2913	4686	5411
90	1638	2019	3321	4853	5832
60	2047	2490	3801	5556	7299
40	2524	3029	4492	6614	8355
30	2778	3334	5159	7540	9524
20	3180	3816	5906	8631	10903
15	3500	4200	6500	9500	12000
10	3500	4200	6500	9500	12000

Quando il carico radiale risultante non è applicato sulla mezzeria dell'albero occorre calcolare quello effettivo con la seguente formula

When the resulting radial load is not applied on the centre line of the shaft it is necessary to calculate the effective load with the following formula:

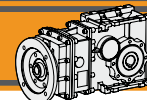


	CMB 402	CMB 502	CMB 633	CMB 903	CMB 1103
a	86	104	118	157	173
b	66	79	93	117	133
R _{2MAX}	3500	4200	6500	9500	12000

$$R_c = \frac{R_2 \cdot a}{(b + x)} \leq R_{2MAX}$$

a, b = valori riportati nella tabella
a, b = values given in the table

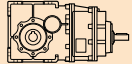
$$R \leq R_c$$





Dati tecnici

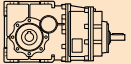
n_1 1400 min⁻¹


Technical data

	n_2 [min ⁻¹]	Mn_2 [Nm]	Pn_1 [kW]	i
CMBIS 402				
	227	40	1.0	6.18
	187	40	0.83	7.49
	152	40	0.68	9.20
	118	45	0.59	11.83
	112	45	0.56	12.48
	94.4	45	0.47	14.83
	79.4	45	0.40	17.63
	75.3	55	0.46	18.60
	62.7	55	0.38	22.33
	58.6	55	0.36	23.91
	48.5	65	0.35	28.89
	45.4	65	0.33	30.84
	41.7	65	0.30	33.57
	39.3	65	0.28	35.63
	32.7	65	0.24	42.75
	25.3	65	0.18	55.31
	23.7	65	0.17	59.06
	21.8	65	0.16	64.29

	n_2 [min ⁻¹]	Mn_2 [Nm]	Pn_1 [kW]	i
CMBIS502				
	227	70	1.8	6.18
	187	70	1.5	7.49
	152	70	1.2	9.20
	118	90	1.2	11.83
	112	90	1.1	12.48
	94.4	90	0.95	14.83
	79.4	90	0.80	17.63
	75.3	110	0.92	18.60
	62.7	110	0.77	22.33
	58.6	110	0.72	23.91
	48.5	125	0.67	28.89
	45.4	125	0.63	30.84
	41.7	125	0.58	33.57
	39.3	125	0.55	35.63
	32.7	125	0.46	42.75
	25.3	125	0.35	55.31
	23.7	125	0.33	59.06
	21.8	125	0.30	64.29

	n_2 [min ⁻¹]	Mn_2 [Nm]	Pn_1 [kW]	i
CMBIS 633				
	213	150	3.6	6.58
	175	150	2.9	7.99
	143	150	2.4	9.81
	134	150	2.2	10.44
	112	150	1.9	12.53
	105	150	1.8	13.31
	88.6	170	1.7	15.81
	78.8	220	1.9	17.77
	64.9	220	1.6	21.56
	52.9	220	1.3	26.48
	49.7	220	1.2	28.17
	41.4	220	1.0	33.81
	39.0	220	0.96	35.92
	36.0	250	1.00	38.88
	29.7	250	0.83	47.16
	24.2	250	0.67	57.93
	22.7	250	0.63	61.63
	18.9	250	0.53	73.96
	17.8	250	0.50	78.58
	15.0	250	0.42	93.33
	10.0	250	0.28	140.52
	7.7	250	0.21	181.81
	6.6	250	0.18	211.31

	n_2 [min ⁻¹]	Mn_2 [Nm]	Pn_1 [kW]	i
CMBIS 903				
	211	280	6.57	6.65
	175	280	5.46	8.00
	144	280	4.48	9.74
	125	280	3.90	11.21
	99.3	300	3.32	14.09
	78.0	450	3.91	17.95
	64.8	450	3.25	21.60
	53.2	450	2.67	26.30
	46.3	450	2.32	30.25
	35.7	500	1.99	39.26
	29.6	500	1.65	47.25
	24.3	500	1.36	57.52
	21.2	500	1.18	66.17
	16.8	500	0.94	83.20
	13.0	500	0.72	108.09
	10.6	500	0.59	132.23
	9.5	500	0.53	147.92
	8.4	500	0.47	167.09
	7.3	500	0.41	191.06
	6.3	500	0.35	221.88
	5.3	500	0.30	262.96

	n_2 [min ⁻¹]	Mn_2 [Nm]	Pn_1 [kW]	i
CMBIS 1103				
	198	550	12.1	7.08
	156	550	9.5	8.99
	128	550	7.9	10.90
	112	550	6.9	12.52
	89.2	620	6.2	15.69
	76.7	810	6.9	18.25
	60.4	810	5.4	23.18
	49.8	810	4.5	28.11
	43.4	810	3.9	32.27
	37.7	900	3.8	37.09
	29.7	900	3.0	47.12
	24.5	900	2.5	57.14
	21.3	900	2.1	65.59
	17.0	900	1.7	82.21
	14.4	900	1.4	97.25
	10.8	900	1.1	130.07
	7.5	900	0.75	187.50
	6.4	900	0.65	217.58

CMB

Nota:

Pn_1 è la potenza meccanica.

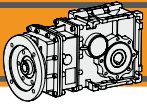
La potenza applicabile è ridotta del fattore termico.

Per maggiori dettagli consultare il nostro Servizio Tecnico.

Note:

Pn_1 is an input mechanical power which must be reduced by the heating factor in order to get the relevant one. For more details please contact our Technical Service.





Dati tecnici

Technical data

P ₁ [kW]	n ₂ [min ⁻¹]	M ₂ [Nm]	sf	i		
------------------------	--	------------------------	----	---	---	---

P ₁ [kW]	n ₂ [min ⁻¹]	M ₂ [Nm]	sf	i		
------------------------	--	------------------------	----	---	---	---

0.06

56A4 (1400 min ⁻¹)	39.3	14	4.7	35.63	CMB402	B5/B14
	32.7	16	4.0	42.75		B5/B14
	25.3	21	3.1	55.31		B5/B14
	23.7	23	2.9	59.06		B5/B14
	21.8	25	2.6	64.29		B5/B14

0.18

63B4 (1400 min ⁻¹)	45.4	36	1.8	30.84	CMB402	B5/B14
	41.7	39	1.7	33.57		B5/B14
	39.3	41	1.6	35.63		B5/B14
	32.7	49	1.3	42.75		B5/B14
	25.3	64	1.0	55.31		B5/B14
	23.7	68	0.95	59.06		B5/B14
	21.8	74	0.88	64.29		B5/B14

0.09

56B4 (1400 min ⁻¹)	48.5	17	3.9	28.89	CMB402	B5/B14
	45.4	18	3.7	30.84		B5/B14
	41.7	19	3.4	33.57		B5/B14
	39.3	21	3.2	35.63		B5/B14
	32.7	25	2.6	42.75		B5/B14
	25.3	32	2.0	55.31		B5/B14
	23.7	34	1.9	59.06		B5/B14
	21.8	37	1.8	64.29		B5/B14

63B4 (1400 min ⁻¹)	45.4	36	3.5	30.84	CMB502	B5/B14
	41.7	39	3.2	33.57		B5/B14
	39.3	41	3.0	35.63		B5/B14
	32.7	49	2.5	42.75		B5/B14
	25.3	64	2.0	55.31		B5/B14
	23.7	68	1.8	59.06		B5/B14
	21.8	74	1.7	64.29		B5/B14

0.12

63A4 (1400 min ⁻¹)	227	5	8.4	6.18	CMB402	B5/B14
	187	6	6.9	7.49		B5/B14
	152	7	5.6	9.20		B5/B14
	118	9	4.9	11.83		B5/B14
	112	10	4.7	12.48		B5/B14
	94.4	11	3.9	14.83		B5/B14
	79.4	14	3.3	17.63		B5/B14
	75.3	14	3.8	18.60		B5/B14
	62.7	17	3.2	22.33		B5/B14
	58.6	18	3.0	23.91		B5/B14
	48.5	22	2.9	28.89	B5/B14	
	45.4	24	2.7	30.84	B5/B14	
	41.7	26	2.5	33.57	B5/B14	
	39.3	27	2.4	35.63	B5/B14	
	32.7	33	2.0	42.75	B5/B14	
	25.3	43	1.5	55.31	B5/B14	
	23.7	45	1.4	59.06	B5/B14	
	21.8	49	1.3	64.29	B5/B14	
	32.7	33	3.8	42.75	CMB502	B5/B14
	25.3	43	2.9	55.31		B5/B14
23.7	45	2.8	59.06	B5/B14		
21.8	49	2.5	64.29	B5/B14		
18.9	57	4.4	73.96	CMB633	B5	
17.8	60	4.1	78.58		B5	
15.0	72	3.5	93.33		B5	
10.0	108	2.3	140.52		B5	
7.7	140	1.8	181.81		B5	
6.6	163	1.5	211.31	B5		

63B4 (1400 min ⁻¹)	24.2	67	3.7	57.93	CMB633	B5
	22.7	71	3.5	61.63		B5
	18.9	85	2.9	73.96		B5
	17.8	91	2.8	78.58		B5
	15.0	108	2.3	93.33		B5
	10.0	162	1.5	140.52		B5
	7.7	210	1.2	181.81		B5
	6.6	244	1.0	211.31		B5

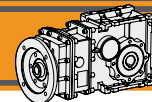
0.25

71A4 (1400 min ⁻¹)	227	10	4.0	6.18	CMB402	B5/B14
	187	12	3.3	7.49		B5/B14
	152	15	2.7	9.20		B5/B14
	118	19	2.4	11.83		B5/B14
	112	20	2.2	12.48		B5/B14
	94.4	24	1.9	14.83		B5/B14
	79.4	28	1.6	17.63		B5/B14
	75.3	30	1.8	18.60		B5/B14
	62.7	36	1.5	22.33		B5/B14
	58.6	38	1.4	23.91		B5/B14
	48.5	46	1.4	28.89		B5/B14
	45.4	49	1.3	30.84		B5/B14
	41.7	54	1.2	33.57		B5/B14
	39.3	57	1.1	35.63		B5/B14
	32.7	69	0.9	42.75		B5/B14

71A4 (1400 min ⁻¹)	227	10	7.1	6.18	CMB502	B5/B14
	187	12	5.8	7.49		B5/B14
	152	15	4.7	9.20		B5/B14
	118	19	4.7	11.83		B5/B14
	112	20	4.5	12.48		B5/B14
	94.4	24	3.8	14.83		B5/B14
	79.4	28	3.2	17.63		B5/B14
	75.3	30	3.7	18.60		B5/B14
	62.7	36	3.1	22.33		B5/B14
	58.6	38	2.9	23.91		B5/B14
	48.5	46	2.7	28.89		B5/B14
	45.4	49	2.5	30.84		B5/B14
	41.7	54	2.3	33.57		B5/B14
	39.3	57	2.2	35.63		B5/B14
	32.7	69	1.8	42.75		B5/B14

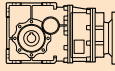

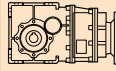

0.18

63B4 (1400 min ⁻¹)	227	7	5.6	6.18	CMB402	B5/B14
	187	9	4.6	7.49		B5/B14
	152	11	3.8	9.20		B5/B14
	118	14	3.3	11.83		B5/B14
	112	14	3.1	12.48		B5/B14
	94.4	17	2.6	14.83		B5/B14
	79.4	20	2.2	17.63		B5/B14
	75.3	21	2.6	18.60		B5/B14
	62.7	26	2.1	22.33		B5/B14
	58.6	28	2.0	23.91		B5/B14
	48.5	33	1.9	28.89		B5/B14

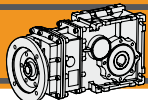


Dati tecnici

Technical data

P ₁ [kW]	n ₂ [min ⁻¹]	M ₂ [Nm]	sf	i			P ₁ [kW]	n ₂ [min ⁻¹]	M ₂ [Nm]	sf	i				
0.25							0.37								
71A4 (1400 min ⁻¹)	41.4	54	4.1	33.81	CMB633	B5/B14	71B4 (1400 min ⁻¹)	29.6	112	4.5	47.25	CMB903	B5		
	39.0	58	3.8	35.92		B5/B14		24.3	136	3.7	57.52		B5		
	36.0	62	4.0	38.88		B5/B14		21.2	157	3.2	66.17		B5		
	29.7	76	3.3	47.16		B5/B14		16.8	197	2.5	83.20		B5		
	24.2	93	2.7	57.93		B5/B14		13.0	256	1.9	108.09		B5		
	22.7	99	2.5	61.63		B5/B14		10.6	314	1.6	132.23		B5		
	18.9	119	2.1	73.96		B5/B14		9.5	351	1.4	147.92		B5		
	17.8	126	2.0	78.58		B5/B14		8.4	396	1.3	167.09		B5		
	15.0	150	1.7	93.33		B5/B14		7.3	453	1.1	191.06		B5		
	10.0	225	1.1	140.52		B5/B14		6.3	526	0.9	221.88		B5		
	7.7	291	0.9	181.81		B5/B14		5.3	624	0.8	262.96		B5		
	24.3	92	5.4	57.52		CMB903	B5	0.55							
	21.2	106	4.7	66.17			B5	80A4 (1400 min ⁻¹)	227	22	3.2		6.18	CMB502	B5/B14
	16.8	133	3.7	83.20			B5		187	26	2.6		7.49		B5/B14
	13.0	173	2.9	108.09	B5			152	32	2.2	9.20	B5/B14			
	10.6	212	2.4	132.23	B5			118	42	2.2	11.83	B5/B14			
	9.5	237	2.1	147.92	B5			112	44	2.0	12.48	B5/B14			
	8.4	268	1.9	167.09	B5			94.4	52	1.7	14.83	B5/B14			
	7.3	306	1.6	191.06	B5			79.4	62	1.4	17.63	B5/B14			
	6.3	356	1.4	221.88	B5			75.3	66	1.7	18.60	B5/B14			
	5.3	422	1.2	262.96	B5			62.7	79	1.4	22.33	B5/B14			
								58.6	84	1.3	23.91	B5/B14			
							48.5	102	1.2	28.89	B5/B14				
							45.4	109	1.1	30.84	B5/B14				
							41.7	118	1.1	33.57	B5/B14				
							39.3	126	1.0	35.63	B5/B14				
0.37															
71B4 (1400 min ⁻¹)	227	15	2.7	6.18	CMB402	B5/B14						CMB633	B5/B14		
	187	18	2.3	7.49		B5/B14		213	23	6.5	6.58		B5/B14		
	152	22	1.8	9.20		B5/B14		175	28	5.3	7.99		B5/B14		
	118	28	1.6	11.83		B5/B14		143	35	4.3	9.81		B5/B14		
	112	30	1.5	12.48		B5/B14		134	37	4.1	10.44		B5/B14		
	94.4	35	1.3	14.83		B5/B14		112	44	3.4	12.53		B5/B14		
	79.4	42	1.1	17.63		B5/B14		105	47	3.2	13.31		B5/B14		
	75.3	44	1.2	18.60		B5/B14		88.6	56	3.0	15.81		B5/B14		
	62.7	53	1.0	22.33		B5/B14		78.8	63	3.5	17.77		B5/B14		
	58.6	57	1.0	23.91		B5/B14		64.9	76	2.9	21.56		B5/B14		
	48.5	69	0.9	28.89		B5/B14		52.9	93	2.4	26.48		B5/B14		
	45.4	73	0.9	30.84		B5/B14		49.7	99	2.2	28.17		B5/B14		
	227	15	4.8	6.18		CMB502	B5/B14							CMB903	B5/B14
	187	18	3.9	7.49			B5/B14		41.4	119	1.8		33.81		B5/B14
	152	22	3.2	9.20	B5/B14			39.0	127	1.7	35.92	B5/B14			
	118	28	3.2	11.83	B5/B14			36.0	137	1.8	38.88	B5/B14			
	112	30	3.0	12.48	B5/B14			29.7	166	1.5	47.16	B5/B14			
	94.4	35	2.6	14.83	B5/B14			24.2	204	1.2	57.93	B5/B14			
	79.4	42	2.2	17.63	B5/B14			22.7	217	1.2	61.63	B5/B14			
	75.3	44	2.5	18.60	B5/B14			18.9	261	1.0	73.96	B5/B14			
	62.7	53	2.1	22.33	B5/B14			17.8	277	0.9	78.58	B5/B14			
	58.6	57	1.9	23.91	B5/B14										
	48.5	69	1.8	28.89	B5/B14			46.3	107	4.2	30.25	B5/B14			
	45.4	73	1.7	30.84	B5/B14			35.7	138	3.6	39.26	B5/B14			
	41.7	80	1.6	33.57	B5/B14			29.6	167	3.0	47.25	B5/B14			
	39.3	85	1.5	35.63	B5/B14			24.3	203	2.5	57.52	B5/B14			
	32.7	101	1.2	42.75	B5/B14		21.2	233	2.1	66.17	B5/B14				
	25.3	131	1.0	55.31	B5/B14		16.8	293	1.7	83.20	B5/B14				
	23.7	140	0.9	59.06	B5/B14		13.0	381	1.3	108.09	B5/B14				
	64.9	51	4.3	21.56	CMB633	B5/B14						CMB1103	B5		
	52.9	63	3.5	26.48		B5/B14		10.6	466	1.1	132.23		B5/B14		
	49.7	67	3.3	28.17		B5/B14		9.5	522	1.0	147.92		B5/B14		
	41.4	80	2.7	33.81		B5/B14		8.4	589	0.8	167.09		B5/B14		
	39.0	85	2.6	35.92		B5/B14									
	36.0	92	2.7	38.88		B5/B14		29.7	166	5.4	47.12		B5		
	29.7	112	2.2	47.16		B5/B14		24.5	202	4.5	57.14		B5		
	24.2	137	1.8	57.93		B5/B14		21.3	231	3.9	65.59		B5		
	22.7	146	1.7	61.63		B5/B14		17.0	290	3.1	82.21		B5		
	18.9	175	1.4	73.96		B5/B14		14.4	343	2.6	97.25		B5		
	17.8	186	1.3	78.58		B5/B14		10.8	459	2.0	130.07		B5		
	15.0	221	1.1	93.33		B5/B14		7.5	661	1.4	187.50		B5		
								6.4	767	1.2	217.5		B5		

CMB



Dati tecnici

Technical data

P ₁ [kW]	n ₂ [min ⁻¹]	M ₂ [Nm]	sf	i		
------------------------	--	------------------------	----	---	---	---

P ₁ [kW]	n ₂ [min ⁻¹]	M ₂ [Nm]	sf	i		
------------------------	--	------------------------	----	---	---	---

0.75

80B4 (1400 min ⁻¹)	227	30	2.4	6.18	CMB502	B5/B14
	187	36	1.9	7.49		B5/B14
	152	44	1.6	9.20		B5/B14
	118	57	1.6	11.83		B5/B14
	112	60	1.5	12.48		B5/B14
	94.4	71	1.3	14.83		B5/B14
	79.4	85	1.1	17.63		B5/B14
	75.3	89	1.2	18.60		B5/B14
	62.7	107	1.0	22.33		B5/B14
	58.6	115	1.0	23.91		B5/B14
	48.5	139	0.9	28.89		B5/B14
	213	32	4.7	6.58		CMB633
175	38	3.9	7.99	B5/B14		
143	47	3.2	9.81	B5/B14		
134	50	3.0	10.44	B5/B14		
112	60	2.5	12.53	B5/B14		
105.2	64	2.3	13.31	B5/B14		
88.6	76	2.2	15.81	B5/B14		
78.8	85	2.6	17.77	B5/B14		
64.9	104	2.1	21.56	B5/B14		
52.9	127	1.7	26.48	B5/B14		
49.7	135	1.6	28.17	B5/B14		
41.4	163	1.4	33.81	B5/B14		
39.0	173	1.3	35.92	B5/B14		
36.0	187	1.3	38.88	B5/B14		
29.7	227	1.1	47.16	B5/B14		
24.2	279	0.9	57.93	B5/B14		
22.7	296	0.8	61.63	B5/B14		
64.8	104	4.3	21.60	CMB903	B5/B14	
53.2	126	3.6	26.30		B5/B14	
46.3	145	3.1	30.25		B5/B14	
35.7	189	2.6	39.26		B5/B14	
29.6	227	2.2	47.25		B5/B14	
24.3	277	1.8	57.52		B5/B14	
21.2	318	1.6	66.17		B5/B14	
16.8	400	1.2	83.20		B5/B14	
13.0	519.8	1.0	108.09		B5	
49.8	135	6.0	28.11		CMB1103	B5
43.4	155	5.2	32.27			B5
37.7	178	5.0	37.09			B5
29.7	227	4.0	47.12	B5		
24.5	275	3.3	57.14	B5		
21.3	315	2.9	65.59	B5		
17.0	395	2.3	82.21	B5		
14.4	468	1.9	97.25	B5		
10.8	626	1.4	130.07	B5		
7.5	902	1.0	187.50	B5		
6.4	1046	0.9	217.58	B5		

1.1

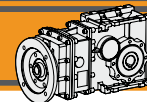
90S4 (1400 min ⁻¹)	211	47	6.0	6.65	CMB903	B5/B14
	175	56	5.0	8.00		B5/B14
	144	69	4.1	9.74		B5/B14
	125	79	3.5	11.21		B5/B14
	99.3	99	3.0	14.09		B5/B14
	78.0	127	3.6	17.95		B5/B14
	64.8	152	3.0	21.60		B5/B14
	53.2	185	2.4	26.30		B5/B14
	46.3	213	2.1	30.25		B5/B14
	35.7	277	1.8	39.26		B5/B14
	29.6	333	1.5	47.25		B5/B14
	24.3	406	1.2	57.52		B5/B14
21.2	467	1.1	66.17	B5/B14		
16.8	587	0.9	83.20	B5/B14		
60.4	164	5.0	23.18	CMB1103	B5/B14	
49.8	198	4.1	28.11		B5/B14	
43.4	228	3.6	32.27		B5/B14	
37.7	262	3.4	37.09		B5/B14	
29.7	332	2.7	47.12		B5/B14	
24.5	403	2.2	57.14		B5/B14	
21.3	463	1.9	65.59		B5/B14	
17.0	580	1.6	82.21		B5/B14	
14.4	686	1.3	97.25		B5/B14	
10.8	917	1.0	130.07		B5/B14	

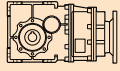

1.5

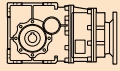

90L4 (1400 min ⁻¹)	213	63	2.4	6.58	CMB633	B5/B14	
	175	77	2.0	7.99		B5/B14	
	143	94	1.6	9.81		B5/B14	
	105	128	1.2	13.31		B5/B14	
	88.6	152	1.1	15.81		B5/B14	
	78.8	171	1.3	17.77		B5/B14	
	64.9	207	1.1	21.56		B5/B14	
	52.9	255	0.9	26.48		B5/B14	
	211	64	4.4	6.65		CMB903	B5/B14
	175	77	3.6	8.00			B5/B14
	144	94	3.0	9.74			B5/B14
	125	108	2.6	11.21			B5/B14
99.3	136	2.2	14.09	B5/B14			
78.0	173	2.6	17.95	B5/B14			
64.8	208	2.2	21.60	B5/B14			
53.2	253	1.8	26.30	B5/B14			
46.3	291	1.5	30.25	B5/B14			
35.7	378	1.3	39.26	B5/B14			
29.6	454	1.1	47.25	B5/B14			
24.3	553	0.9	57.52	B5/B14			
198	68	8.1	7.08	CMB1103	B5/B14		
156	86	6.4	8.99		B5/B14		
128	105	5.2	10.90		B5/B14		
112	120	4.6	12.52		B5/B14		
89.2	151	4.1	15.69		B5/B14		
76.7	176	4.6	18.25		B5/B14		
60.4	223	3.6	23.18		B5/B14		
49.8	270	3.0	28.11		B5/B14		
43.4	310	2.6	32.27		B5/B14		
37.7	357	2.5	37.09		B5/B14		
29.7	453	2.0	47.12		B5/B14		
24.5	550	1.6	57.14		B5/B14		
21.3	631	1.4	65.59	B5/B14			
17.0	791	1.1	82.21	B5/B14			
14.4	935	1.0	97.25	B5/B14			

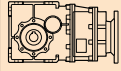

1.1

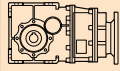

90S4 (1400 min ⁻¹)	213	46	3.2	6.58	CMB633	B5/B14
	175	56	2.7	7.99		B5/B14
	143	69	2.2	9.81		B5/B14
	105	94	1.6	13.31		B5/B14
	88.6	112	1.5	15.81		B5/B14
	78.8	125	1.8	17.77		B5/B14
	64.9	152	1.4	21.56		B5/B14
	52.9	187	1.2	26.48		B5/B14
	39.0	253	0.9	35.92		B5/B14
	36.0	274	0.9	38.88		B5/B14

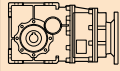



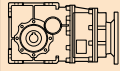

P ₁ [kW]	n ₂ [min ⁻¹]	M ₂ [Nm]	sf	i			
1.85							
90LB4 (1400 min ⁻¹)	213	78	1.9	6.58	CMB633	B5/B14	
	175	95	1.6	7.99		B5/B14	
	143	116	1.3	9.81		B5/B14	
	105	158	1.0	13.31		B5/B14	
	88.6	188	0.9	15.81		B5/B14	
	78.8	211	1.0	17.77	B5/B14		
	211	79	3.5	6.65	CMB903	B5/B14	
		175	95	2.9		8.00	B5/B14
		144	116	2.4		9.74	B5/B14
		125	133	2.1		11.21	B5/B14
99.3		167	1.8	14.09		B5/B14	
78.0		213	2.1	17.95		B5/B14	
64.8		256	1.8	21.60		B5/B14	
53.2		312	1.4	26.30		B5/B14	
46.3		359	1.3	30.25		B5/B14	
35.7		466	1.1	39.26		B5/B14	
198	84	6.6	7.08	CMB1103	B5/B14		
	156	107	5.2		8.99	B5/B14	
	128	129	4.3		10.90	B5/B14	
	112	148	3.7		12.52	B5/B14	
	89.2	186	3.3		15.69	B5/B14	
	76.7	216	3.7		18.25	B5/B14	
	60.4	275	2.9		23.18	B5/B14	
	49.8	334	2.4		28.11	B5/B14	
	43.4	383	2.1		32.27	B5/B14	
	37.7	440	2.0		37.09	B5/B14	
29.7	559	1.6	47.12	B5/B14			
	24.5	678	1.3	57.14	B5/B14		
	21.3	778	1.2	65.59	B5/B14		
	17.0	975	0.9	82.21	B5/B14		

P ₁ [kW]	n ₂ [min ⁻¹]	M ₂ [Nm]	sf	i		
2.2						
100LA4 (1400 min ⁻¹)	211	94	3.0	6.65	CMB903	B5/B14
	175	113	2.5	8.00		B5/B14
	144	137	2.0	9.74		B5/B14
	125	158	1.8	11.21		B5/B14
	99.3	199	1.5	14.09		B5/B14
	78.0	253	1.8	17.95		B5/B14
	64.8	305	1.5	21.60		B5/B14
	53.2	371	1.2	26.30		B5/B14
	46.3	427	1.1	30.25		B5/B14
	35.7	554	0.9	39.26		B5/B14
198	100	5.5	7.08	CMB1103	B5/B14	
	156	127	4.3		8.99	B5/B14
	128	154	3.6		10.90	B5/B14
	112	177	3.1		12.52	B5/B14
	89.2	221	2.8		15.69	B5/B14
	76.7	257	3.1		18.25	B5/B14
	60.4	327	2.5		23.18	B5/B14
	49.8	397	2.0		28.11	B5/B14
	43.4	455	1.8		32.27	B5/B14
	37.7	523	1.7		37.09	B5/B14
29.7	665	1.4	47.12	B5/B14		
	24.5	806	1.1	57.14	B5/B14	
	21.3	925	1.0	65.59	B5/B14	

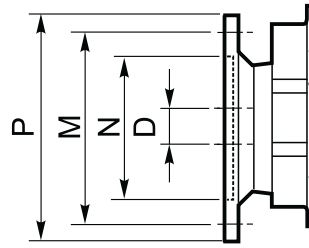
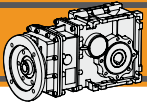
P ₁ [kW]	n ₂ [min ⁻¹]	M ₂ [Nm]	sf	i			
3							
100LB4 (1400 min ⁻¹)	211	128	2.2	6.65	CMB903	B5/B14	
	175	154	1.8	8.00		B5/B14	
	144	187	1.5	9.74		B5/B14	
	125	216	1.3	11.21		B5/B14	
	99.3	271	1.1	14.09		B5/B14	
	78.0	345	1.3	17.95		B5/B14	
	64.8	416	1.1	21.60		B5/B14	
	53.2	506	0.9	26.30		B5/B14	
	198	136	4.0	7.08		CMB1103	B5/B14
		156	173	3.2			8.99
128		210	2.6	10.90	B5/B14		
112		241	2.3	12.52	B5/B14		
89.2		302	2.1	15.69	B5/B14		
76.7		351	2.3	18.25	B5/B14		
60.4		446	1.8	23.18	B5/B14		
49.8		541	1.5	28.11	B5/B14		
43.4		621	1.3	32.27	B5/B14		
37.7		713	1.3	37.09	B5/B14		
29.7	906	1.0	47.12	B5/B14			

P ₁ [kW]	n ₂ [min ⁻¹]	M ₂ [Nm]	sf	i				
4								
112M4 (1400 min ⁻¹)	211	171	1.6	6.65	CMB903	B5/B14		
	175	205	1.4	8.00		B5/B14		
	144	250	1.1	9.74		B5/B14		
	125	287	1.0	11.21		B5/B14		
	99.3	361	0.8	14.09		B5/B14		
	78.0	460	1.0	17.95		B5/B14		
	198	182	3.0	7.08		CMB1103	B5/B14	
		156	231	2.4			8.99	B5/B14
		128	280	2.0			10.90	B5/B14
		112	321	1.7			12.52	B5/B14
89.2		402	1.5	15.69	B5/B14			
76.7		468	1.7	18.25	B5/B14			
60.4		595	1.4	23.18	B5/B14			
49.8		721	1.1	28.11	B5/B14			
43.4		828	1.0	32.27	B5/B14			
37.7		951	0.9	37.09	B5/B14			

P ₁ [kW]	n ₂ [min ⁻¹]	M ₂ [Nm]	sf	i		
5.5						
132S4 (1400 min ⁻¹)	198	250	2.2	7.08	CMB1103	B5
	156	317	1.7	8.99		B5
	128	385	1.4	10.90		B5
	112	441	1.2	12.52		B5
	89.2	553	1.1	15.69		B5
	76.7	644	1.3	18.25		B5
	60.4	818	1.0	23.18		B5

P ₁ [kW]	n ₂ [min ⁻¹]	M ₂ [Nm]	sf	i		
7.5						
132MA4 (1400 min ⁻¹)	198	340	1.6	7.08	CMB1103	B5
	156	432	1.3	8.99		B5
	128	524	1.0	10.90		B5
	112	602	0.9	12.52		B5
	89.2	754	0.8	15.69		B5
	76.7	878	0.9	18.25		B5

CMB

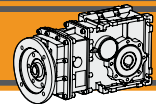


	IEC	N	M	P	D	i (rapporto / ratio)													
						6.18	7.49	9.2	11.83	12.48	14.83	17.63	18.6	22.33	23.91	28.89	30.84	33.57	35.63
CMB402	71B5	110	130	160	14														
	71B14	70	85	105															
	63B5	95	115	140	11														
	63B14	60	75	90															
	56B5	80	100	120	9														
	56B14	50	65	80															

	IEC	N	M	P	D	i (rapporto / ratio)													
						6.18	7.49	9.2	11.83	12.48	14.83	17.63	18.6	22.33	23.91	28.89	30.84	33.57	35.63
CMB502	80B5	130	165	200	19														
	80B14	80	100	120															
	71B5	110	130	160	14														
	71B14	70	85	105															
	63B5	95	115	140	11														
	63B14	60	75	90															
	56B5	80	100	120	9														
	56B14	50	65	80															

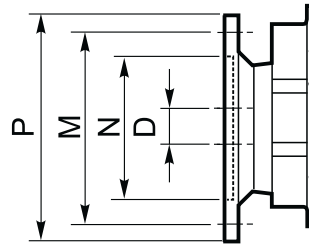
N.B.
Le aree evidenziate indicano l'applicabilità della corrispondente grandezza motore.
B/BS = Boccia di riduzione in acciaio

N.B.
Highlighted areas indicate motor inputs available on each size of unit.
B/BS = Metal shaft sleeve



Motori applicabili

IEC Motor adapters



CMB

	IEC	N	M	P	D	i (rapporto / ratio)																
						6.58	7.99	9.81	10.44	12.53	13.31	15.81	17.77	21.56	26.48	28.17	33.81	35.92	38.88	47.16	57.93	61.63
CMB633	90 B5	130	165	200	24																	
	90 B14	95	115	140																		
	80 B5	130	165	200	19																	
	80 B14	80	100	120																		
	71 B5	110	130	160	14																	
	71 B14	70	85	105																		
63 B5	95	115	140	11																		

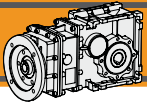
	IEC	N	M	P	D	i (rapporto / ratio)															
						6.65	8.00	9.74	11.21	14.09	17.95	21.60	26.30	30.25	39.26	47.25	57.52	66.17	83.20	108.09	132.23
CMB903	100/112B5	180	215	250	28																
	100/112B14	110	130	160																	
	90 B5	130	165	200	24																
	90 B14	95	115	140																	
	80 B5	130	165	200	19																
	80 B14	80	100	120																	
71 B5	110	130	160	14	B																

	IEC	N	M	P	D	i (rapporto / ratio)															
						7.08	8.99	10.90	12.52	15.69	18.25	23.18	28.11	32.27	37.09	47.12	57.14	65.59	82.21	97.25	130.07
CMB1103	132/B5	230	265	300	38																
	100/112B5	180	215	250	28																
	100/112B14	110	130	160																	
	90 B5	130	165	200	24																
	90 B14	95	115	140																	
	80 B5	130	165	200	19																

N.B.
Le aree evidenziate indicano l'applicabilità della corrispondente grandezza motore.
B/BS = Boccia di riduzione in acciaio

N.B.
Highlighted areas indicate motor inputs available on each size of unit.
B/BS = Metal shaft sleeve





Dimensioni

Dimensions

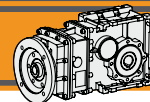
CMB CMBIS	A	C	E	G	H	I	K	KE	a ₂	L	M	N f7	N1	O	P	Q	R	S	U	V	CMB	CMBIS
																					Peso / Weight [kg]	
402	70	100	121.5	154.5	50	24.5	60	4-M6x11	45°	73	75	60	71	6.5	87	55	71.5	6.5	151.5	35	3.4	3.5
502	80	120	144	165.5 ⁽¹⁾	60	23	70	4-M8x12	45°	87	85	70	85	8.5	98	64	84	7	162.5	40	4.7 ⁽¹⁾	4.8
				175.5 ⁽²⁾																	5 ⁽²⁾	
633	100	144	174	241	72	0	85	7-M8x15	45°	106	95	80	104	8.5	110	80	102	8	233	50	9.5	9.2
903	140	206	238	287	103	0	100	7-M10x20	45°	134	130	110	130	13	160	102	135	11	279.5	70	18.4	18.1
1103	170	255	295	277.5	127.5	30	115	7-M10x19	45°	148	165	130	145	14	200	125	167.5	14	256.5	85	50	50.3

⁽¹⁾ IEC 56/63/71

⁽²⁾ IEC 80

CMB CMBIS	Albero entrata Input shaft					Albero uscita cavo Hollow output shaft				
	D ₁ j6	E ₁	F ₁	G ₁	T ₁	D ₂ H8	F ₂	G ₂	b	t
402	14	30	5	M6	16	18 20	26	78	6	20.8 22.8
502	14	30	5	M6	16	25	30	92	8	28.3
633	16	40	5	M6	18	25	35	112	8	28.3
903	19	40	6	M6	21.5	35	45	140	10	38.3
1103	28	60	8	M10	31	42	50	155	12	45.3

Flange uscita / Output flanges																											
CMB CMBIS	F								FL								FB										
	a ₁	KA	KB	KC	KM	KN H8	KO	KP	KQ	a ₁	KA	KB	KC	KM	KN H8	KO	KP	KQ	a ₁	KA	KB	KC	KM	KN H8	KO	KP	KQ
402	45°	67	7.5	4.5	80-95	60	9	110	95	45°	97	7.5	4.5	80-95	60	9	110	95	45°	80	8.5	5	115-125	95	9.5	140	112
502	45°	90	9	5	90-110	70	11	125	110	45°	120	9	5	90-110	70	11	125	110	45°	89	9	5	130-145	110	9.5	160	132
633	45°	82	10	6	150 - 160	115	11	180	142	45°	112	10	8	150 - 160	115	11	180	142	45°	98	11	5	165	130	11	200	160
903	45°	111	13	6	175 - 188	152	14	210	200	—	—	—	—	—	—	—	—	—	—	—	—	—	—	—	—	—	—
1103	45°	131	15	6	230	170	14	280	260	—	—	—	—	—	—	—	—	—	—	—	—	—	—	—	—	—	—

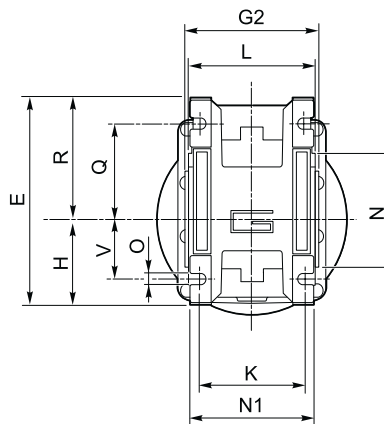
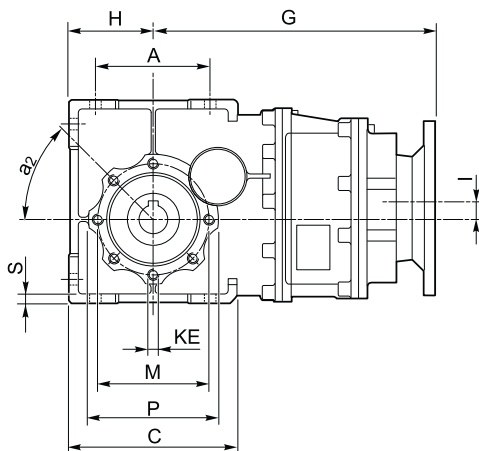


Dimensioni

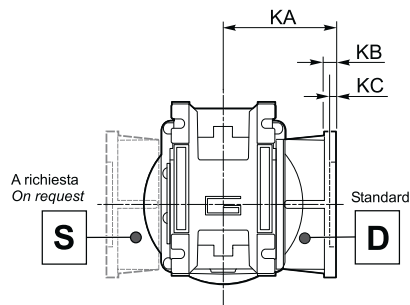
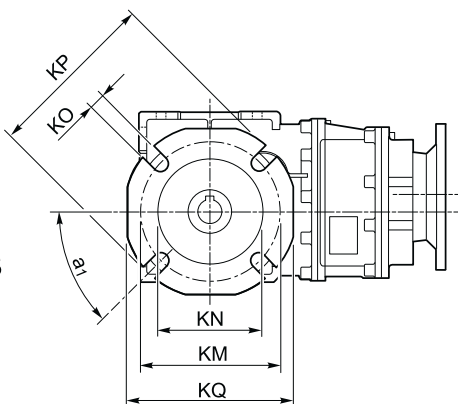
Dimensions

CMB.. - CMBIS..

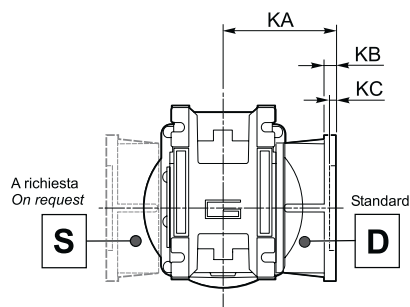
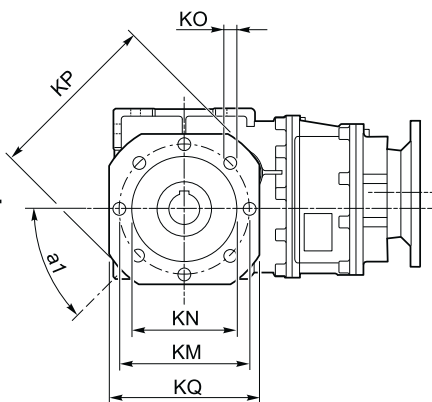
CMB..U



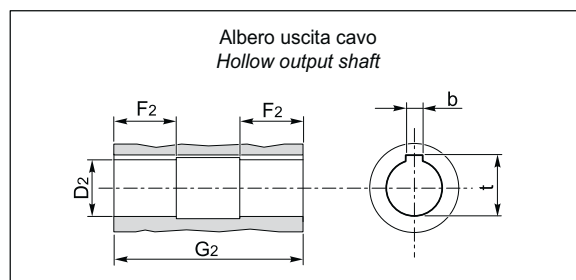
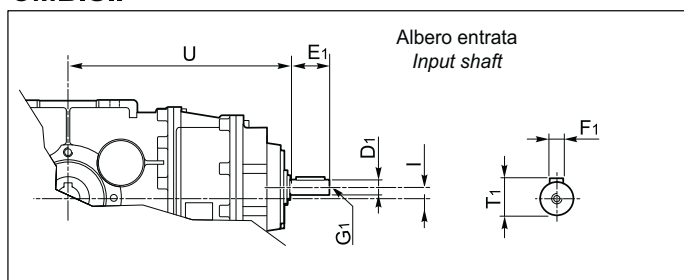
CMB..F
CMB..FL
CMB..FB



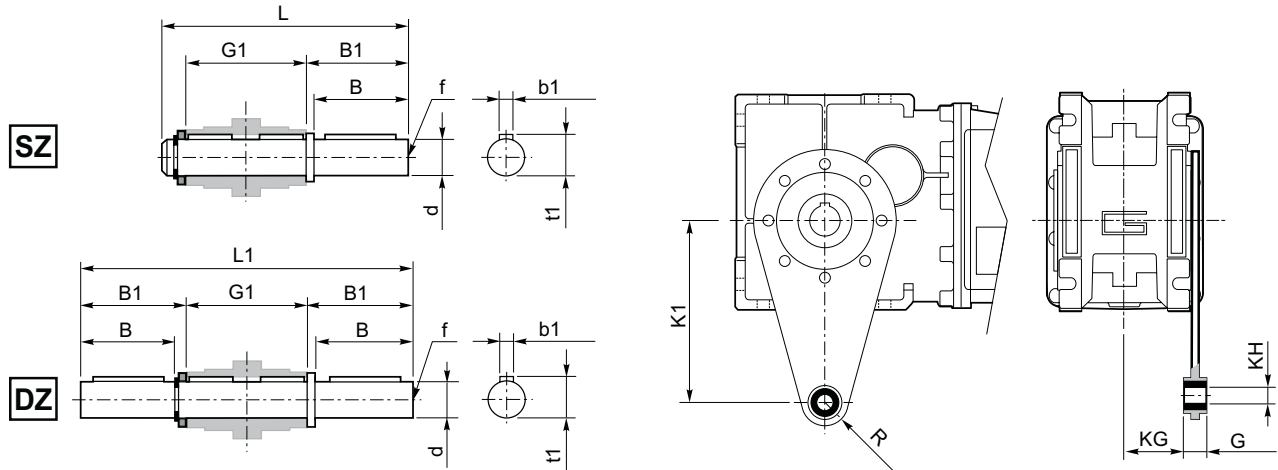
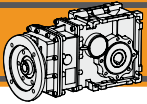
CMB1103F



CMBIS..



CMB



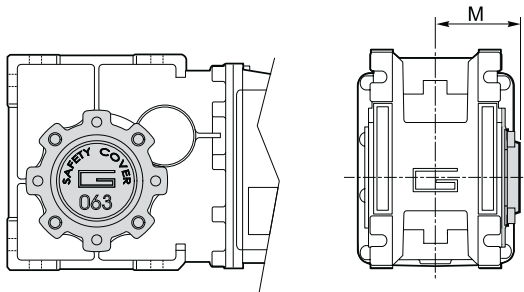
Albero lento / Output shaft

CMB CMBIS	d h7	B	B1	G1	L	L1	f	b1	t1
402	18	40	43	78	128	164	M6	6	20.5
502	25	50	53.5	92	153	199	M10	8	28
633	25	50	53.5	112	173	219	M10	8	28
903	35	80	84.5	140	234	309	M12	10	38
1103	42	80	84.5	155	249	324	M16	12	45

Braccio di reazione / Torque arm

CMB CMBIS	K1	G	KG	KH	R
402	100	14	31	10	18
502	100	14	38	10	18
633	150	14	47.5	10	18
903	200	25	56.5	20	30
1103	250	30	62	25	35

SC - Safety cover



CMB CMBIS	M
402	54.5
502	62.5
633	73
903	94
1103	102